


JT SLk(B) 645-665W Dual-glass Monocrystalline Solar Module

132 Cells / MBB / Bifacial Mono PERC / 1500V DC / 21.4% Maximum Efficiency



KEY FEATURES



Ultra-high power output

MBB mono PERC cell technology, maximum power output 665W
Half-cut cell layout, lower Rs loss and thermal coefficients
Bifacial cell, additional 5%-30% more yield



Ultra-high reliability

Dual-glass design with POE encapsulant, no PID risk
100% EL double inspection, stringent internal quality control



Excellent low light performance

Excellent low light performance on cloudy days
mornings and evenings



Certified to withstand the most challenging environment

2400 Pa wind load • 5400 Pa snow load • 25 mm hail stones at 82 km/h



High system voltage Compatible

Maximum 1500V DC system voltage saves total system cost



High fire class

Fire class C certified, minimize the fire risk of the system

QUALIFICATIONS & CERTIFICATES

- IEC 61215, IEC 61730, IEC 62941
- ISO 9001: Quality Management System
- ISO 14001: Environment Management System
- ISO 45001: Occupational Health and Safety

JETION SOLAR

As a member of CNBM - a Fortune 500 company, Jetion Solar provides various product solutions, global EPC service and financing. Its standard and high-efficiency product offerings are among the most powerful and cost-effective in the industry. Till now, Jetion Solar has cumulatively more than 15 GW module shipment and 1 GW global EPC track records.

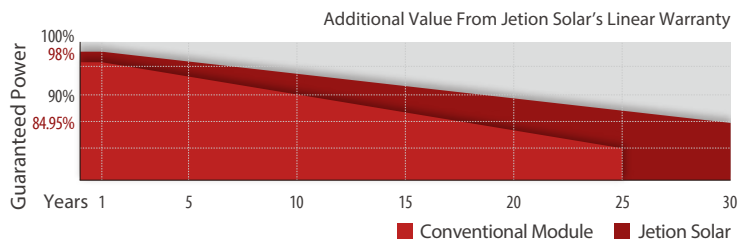
WARRANTY

12
years

Product
Warranty

30
years

Performance
Warranty



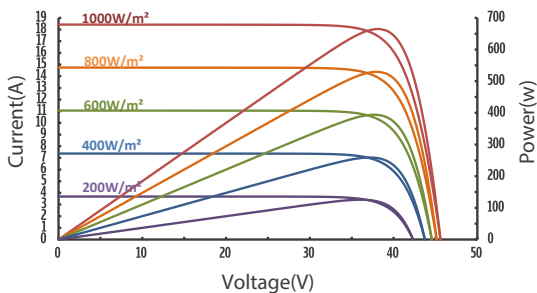
Jetion Solar (China) Co., Ltd.

Add: 1011 Zhencheng Road, Jiangyin, Jiangsu Province, P.R. China 214443
Tel: +86 (510) 8668 7300 400-8868-659
E-mail: marketing@jetion.com.cn
Web: www.jetionsolar.com

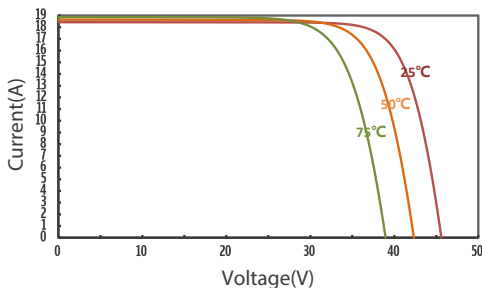


IV CURVES

IV Curves of JT665SLk(B) at different irradiances



IV Curves of JT665SLk(B) at different Temp



ELECTRICAL DATA

TYPE (Tolerance: 0 - +5W)	JT645SLk(B)		JT650SLk(B)		JT655SLk(B)		JT660SLk(B)		JT665SLk(B)	
Test Condition	STC	NMOT	STC	NMOT	STC	NMOT	STC	NMOT	STC	NMOT
Maximum Power Pmax (W)	645	487.90	650	492.10	655	495.97	660	499.84	665	504.08
Maximum Power Voltage Vmp (V)	37.40	34.9	37.60	35.1	37.80	35.3	38.00	35.5	38.20	35.7
Maximum Power Current Imp (A)	17.25	13.98	17.29	14.02	17.33	14.05	17.37	14.08	17.41	14.12
Open Circuit Voltage Voc (V)	45.20	42.2	45.20	42.4	45.50	42.6	45.75	42.8	46.00	43.0
Short Circuit Current Isc (A)	18.20	14.75	18.24	14.79	18.28	14.82	18.32	14.85	18.36	14.89
Module Efficiency (%)	20.8%		20.9%		21.1%		21.2%		21.4%	

STC: Irradiance 1000W/m², Cell Temperature 25°C, Air Mass AM1.5

NMOT: Irradiance at 800W/m², Ambient Temperature 20°C, Wind Speed 1m/s

Measuring tolerance: ±3%

REAR SIDE POWER GAIN (JT660SLk(B))

Power Gain	5%	10%	15%	20%	25%	30%
Maximum Power - Pmax (W)	693	726	759	792	825	858
Maximum Power Voltage -Vmp (V)	38	38	38	38.1	38.1	38.1
Maximum Power Current -Imp (A)	18.24	19.11	19.98	20.79	21.66	22.52
Open Circuit Voltage -Voc (V)	45.6	45.6	45.6	45.7	45.7	45.7
Short Circuit Current -Isc (A)	19.28	20.15	21.02	21.83	22.7	23.56

TEMPERATURE RATINGS

Temperature Coefficient of Isc (αIsc)	+0.04%/°C
Temperature Coefficient of Voc (βVoc)	-0.25%/°C
Temperature Coefficient of Pmax (γPmp)	-0.34%/°C
Normal Module Operating Temperature (NMOT)	43°C±2°C

OPERATING PARAMETERS

Maximum System Voltage	1500V/DC(IEC)
Operating Temperature	-40°C~+85°C
Maximum Series Fuse	35A
Maximum Test Load,Push/Pull	5400Pa/2400Pa
Conductivity at Ground	≤ 0.1Ω
Safety Class	II
Resistance	≥100MΩ
Voc and Isc Tolerance	±3%
Bifaciality	70±5%

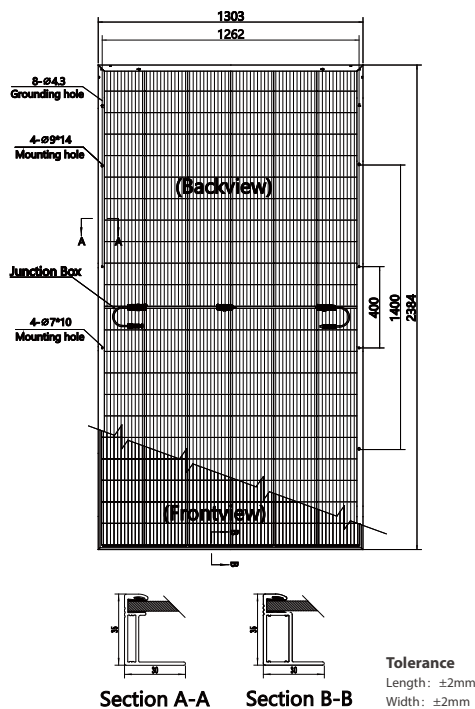
MECHANICAL DATA

Solar Cell Type	Mono 210×105 mm(8.3×4.1 inches)
Number of Cells	132 [2 x (11 x 6)]
Module Dimensions	2384×1303×35 mm(93.9×51.3×1.4 inches)
Weight	38.4 kg(84.7 lb)
Front Cover	High transmission, AR coated tempered glass, 2.0mm
Back Cover	High transmission, Tempered, White Grid Glass/AR coating (optional), 2.0mm
Frame	Silver, anodized aluminium alloy
J-Box	≥IP68
Cable	4.0 mm ² solar cable, 350 mm(13.8 inches)
Number of diodes	3

PACKAGING CONFIGURATION

Module per pallet	31 pieces
Module per 40'HQ container	18 pallets, 558 pieces

DIMENSION



Remarks

*Installation instruction must be followed. See the installation manual or contact our technical service department for further information on approved installation.
 *The specification and key features described in this datasheet may deviate slightly and are not guaranteed. Due to ongoing innovation, R&D enhancement, Jieton Solar (China) Co., Ltd. reserves the right to make any adjustment to the information described herein at any time without notice. Please always obtain the most recent version of the datasheet which shall be duly incorporated into the binding contract made by the parties governing all transactions related to the purchase and sale of the products described herein. Jieton Solar_REV_2023_08_EN